



Higher Blends Infrastructure Incentive Program (HBIIP) Overview and Enrollment Orientation

July 6, 2023

Housekeeping

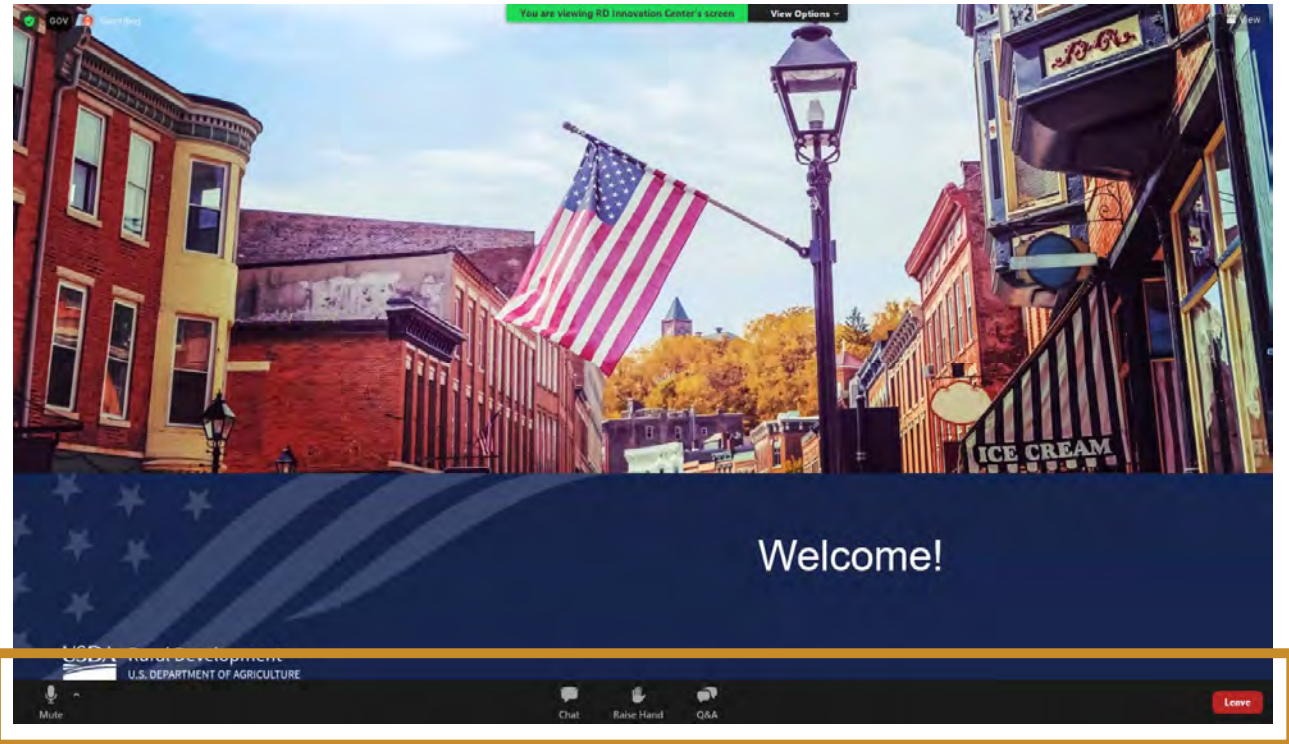
1 Mute
Attendees are in listen-only mode unless unmuted by my host

2 Chat
Attachments and messages from panelists will show here

3 Raise Hand
To be unmuted and provide verbal comments during the Q&A session, raise your hand

4 Q&A
Submit your questions to the presenters and panelists here

5 Leave
You may exit the event here



Welcome

Dr. Karama Neal
Administrator
Rural Business-Cooperative Service



Higher Blends Infrastructure Incentive Program (HBIIP) Overview and Enrollment Orientation

Jeff Carpenter
Program Manager
Rural Business-Cooperative Service



HBIP Overview and Enrollment Orientation

Agenda

- What's New?
- Overview
- Enrollment Orientation
- What's Next?
- Questions
- Additional Opportunities



What's New?



HBIP – What's New?

- Quarterly competitions with \$90 million available each quarter.
- Make available approximately \$68.5 million to transportation fueling facility applicants, \$18 million to fuel distribution facilities, and \$4.5 million to home heating oil distribution facilities.
- Add home heating oil distribution facility as applicant type under Fuel Distribution Facility applicant type.
- Increase Federal cost share for eligible activities to 75 percent for transportation fueling facilities owning 10 or fewer stations and home heating oil distribution facilities.
- Updated capped costs for fuel dispensers and fuel storage tanks for transportation fueling facility applicants.

Overview



Overview

Higher Blends Infrastructure Incentive Program (HBIIP)

What does this program do?

The purpose of the HBIIP is to **increase significantly** the sales and use of higher blends of ethanol and biodiesel,

by **expanding the infrastructure** for renewable fuels derived from U.S. agricultural products.

Who may apply?

Owners of –

Transportation fueling facilities:

Fueling stations, convenience stores, hypermarket fueling stations, fleet facilities (including rail and marine), and similar entities with capital investments;

Fuel distribution facilities:

Terminal operations, depots, midstream partners, and similarly equivalent operations, including home heating oil distribution facilities.

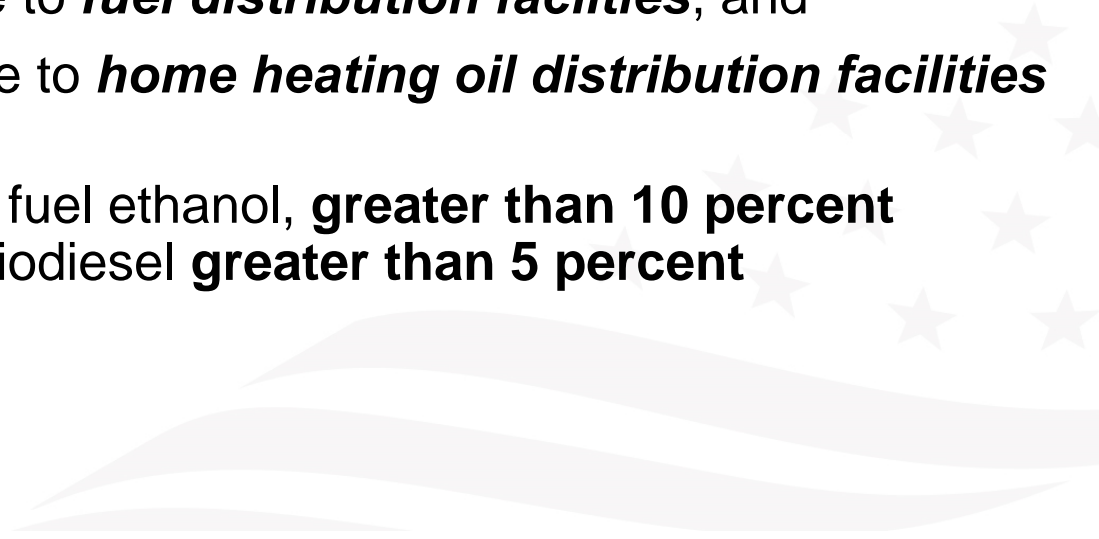
HBIP Overview (continued)

What funding is available?

Up to **\$90 million** is available to eligible participants/owners each quarter:

- Approximately \$68.5 million is available to ***transportation fueling facilities***,
- Approximately \$18 million is available to ***fuel distribution facilities***, and
- Approximately \$4.5 million is available to ***home heating oil distribution facilities***

for activities related to higher blends of fuel ethanol, **greater than 10 percent ethanol**, including E15 and E85, and biodiesel **greater than 5 percent biodiesel**, including B20 or higher.



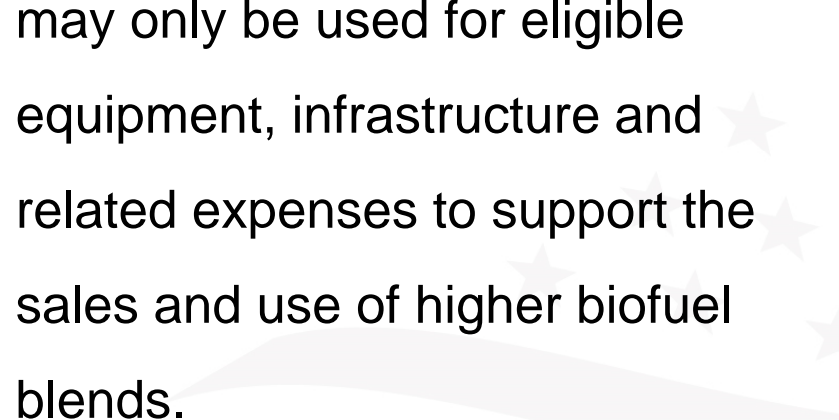
HBIIIP Overview (continued)

What are the terms?

Grants for up to 75 percent of *total eligible project costs*, but not to exceed \$5 million, whichever is less.

How must funds be used?

Funds made available under HBIIIP may only be used for eligible equipment, infrastructure and related expenses to support the sales and use of higher biofuel blends.

A decorative graphic in the bottom right corner of the slide, featuring a pattern of white stars on a light blue background, with a stylized white and light blue wave pattern at the bottom.

HBIIIP Overview (continued)

Eligible Project Costs:

- Incurred after a **complete application is submitted**;
- Purchase, installation, and/or retrofitting of fuel dispensers related equipment and infrastructure to support higher blend fuel sales;
- Construction, replacement, improvements;
- Fees – construction permits, and licenses;
- Professional service fees.

Ineligible Project Costs:

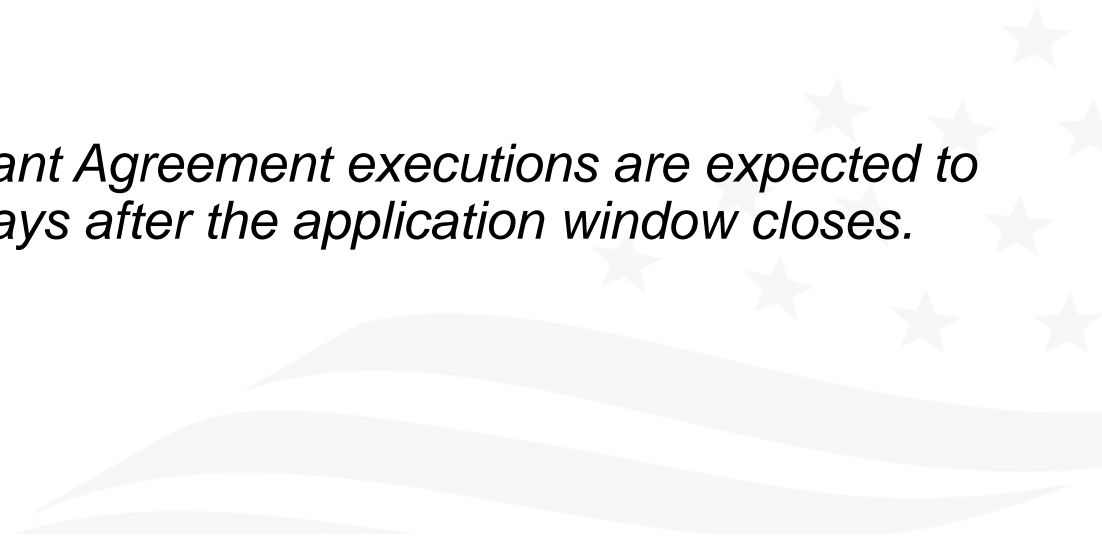
- Renewable diesel projects;
- Sustainable aviation fuel projects;
- Used equipment and vehicles;
- Construction or equipment costs that would be incurred regardless of the HBIIIP project;
- Purchase of real property/land or lease payments;
- Expenses associated with applying for, reporting, reimbursement, and servicing of HBIIIP.

HBIP Overview (continued)

When can I start ordering equipment and scheduling contractors?

Once a complete application has been filed, applicants can incur costs and have them be considered eligible.

Selection Notifications, Obligations, Grant Agreement executions are expected to begin within approximately 90 to 180 days after the application window closes.



HBIP Overview (continued)

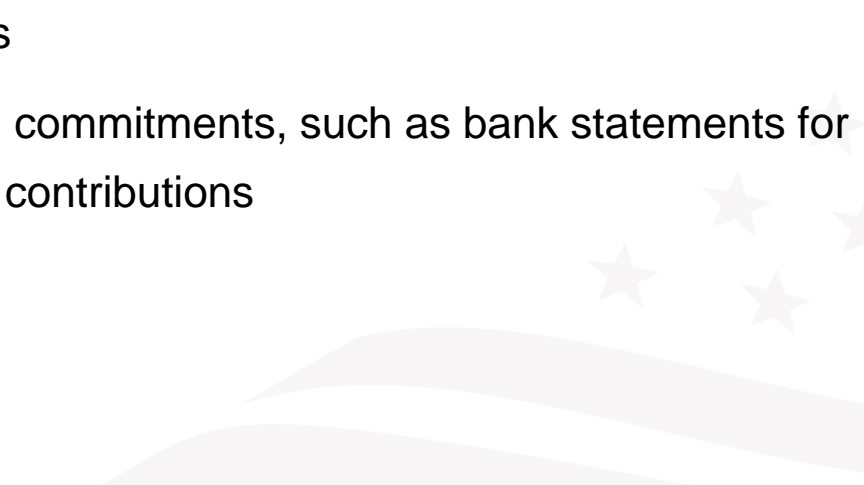
There is a **Matching Funds** (cost sharing) requirement. Matching funds will need to cover the remaining balance that grant funds do not.

Estimated Funding:	Cash	In-kind value	All
Federal			
Applicant			
State			
Local			
Other			
TOTAL			

- Arrangements with private entities
- Commercial vendors of fuels
- Agricultural commodity/renewable fuel promotional organizations
- State-led programs and private sector efforts

HBIP Overview (continued)

Matching Funds:

- Required to receive HBIP grant
 - Remainder – All eligible project costs not covered by Grant funds
 - Consist of **CASH** and In-kind contributions
 - Secured by applicant – **must** have written commitments, such as bank statements for cash or Letters of Commitment for in-kind contributions
 - In-kind from applicants is not eligible
 - Other Federal grants are not eligible
 - Passive tax equity contributions allowed
- 

HBIP Overview (continued)

Build America, Buy America Act (BABAA)

- If applying as:
 - State or Local Government
 - Indian Tribe
 - Institution of Higher Education
 - Nonprofit



Consideration for Geographical Diversity

A **Consideration for Geographical Diversity** is afforded to

Transportation fueling station owners based on the location of the proposed facilities.

Considerations include:

- Interstate Corridor
- Sole Station
- Western States
- New England States



Other Considerations

A **Targeted Assistance Goal** is established for applicants owning the fewest number of transportation fueling stations.

A **Consideration for First Time Applicants** may be given to those without a prior acceptance of an HBIIP Letter of Conditions.

A **Consideration of Rural Development Key Priorities**, including:

- Assisting rural communities recover economically from the impacts of the COVID-19 pandemic, particularly disadvantaged communities.
- Ensuring all rural residents have equitable access to RD programs and benefits from RD funded projects.

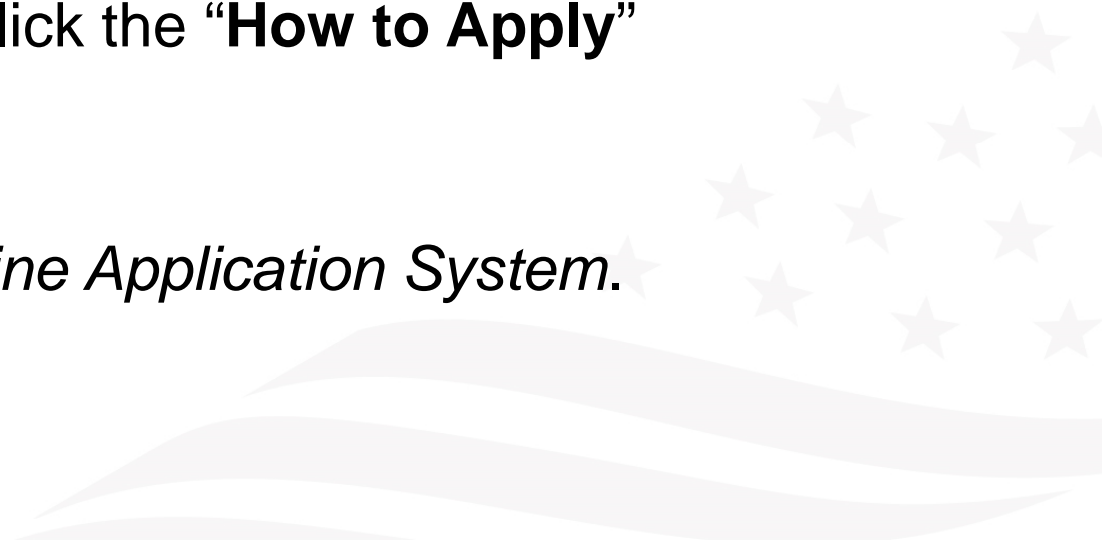
Please visit <https://www.rd.usda.gov/priority-points> for additional information.

HBIP Overview (continued)

Sounds great!

How do we get started?

- 1) <https://rd.usda.gov/hbiip>; Click the **“How to Apply”** button;
- 2) Click the **“To Apply”** tab;
- 3) Open the *Checklist for Online Application System*.



HBIIIP Overview (continued)

What is the Higher Blends Infrastructure Incentive Program?

The purpose of the HBIIIP is to increase significantly the sales and use of higher blends of ethanol and biodiesel by expanding the infrastructure for renewable fuels derived from U.S. agricultural products. The program is also intended to encourage a more comprehensive approach to market higher blends by sharing the costs related to building out biofuel-related infrastructure.

[How to Apply](#)

[NOFO](#)

[Press Release](#)

[Subscribe to Updates](#)

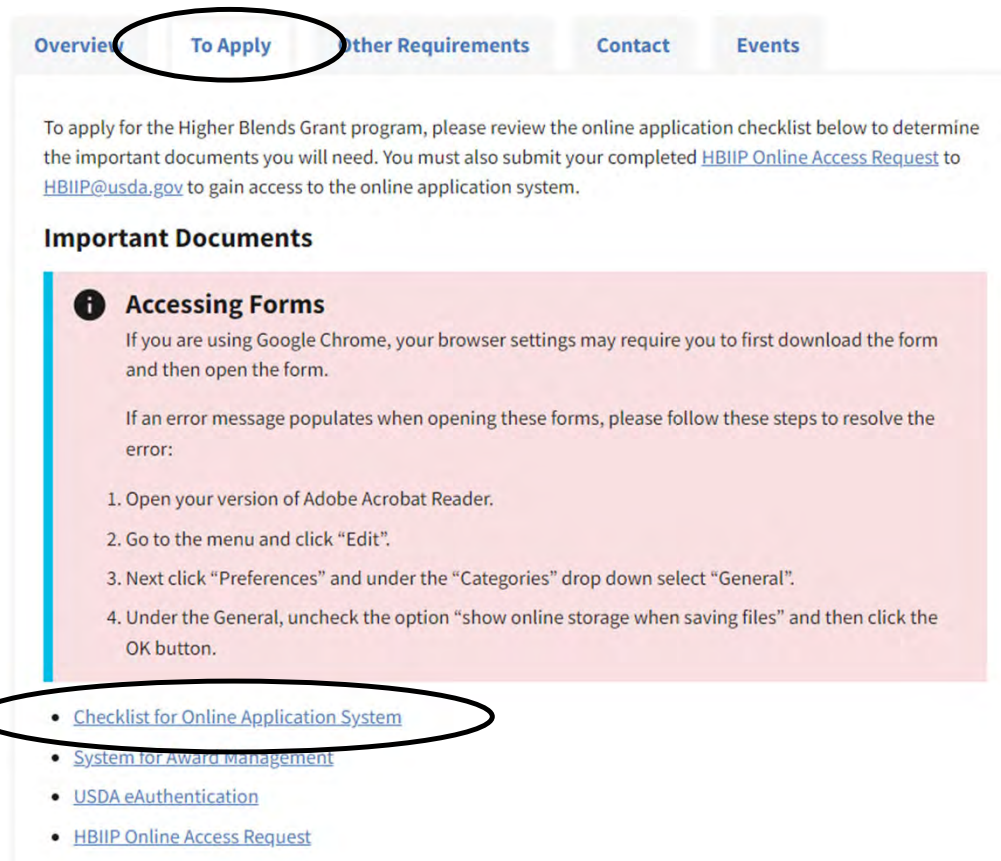
[Factsheet](#)

[Hoja Informativa del Programa](#)

Contact HBIIIP@usda.gov for more information.

To Apply

Application Checklist



Overview **To Apply** Other Requirements Contact Events

To apply for the Higher Blends Grant program, please review the online application checklist below to determine the important documents you will need. You must also submit your completed [HBIIIP Online Access Request](#) to HBIIIP@usda.gov to gain access to the online application system.

Important Documents

i Accessing Forms

If you are using Google Chrome, your browser settings may require you to first download the form and then open the form.

If an error message populates when opening these forms, please follow these steps to resolve the error:

1. Open your version of Adobe Acrobat Reader.
2. Go to the menu and click "Edit".
3. Next click "Preferences" and under the "Categories" drop down select "General".
4. Under the General, uncheck the option "show online storage when saving files" and then click the OK button.

- [Checklist for Online Application System](#)
- [System for Award Management](#)
- [USDA eAuthentication](#)
- [HBIIIP Online Access Request](#)



Questions

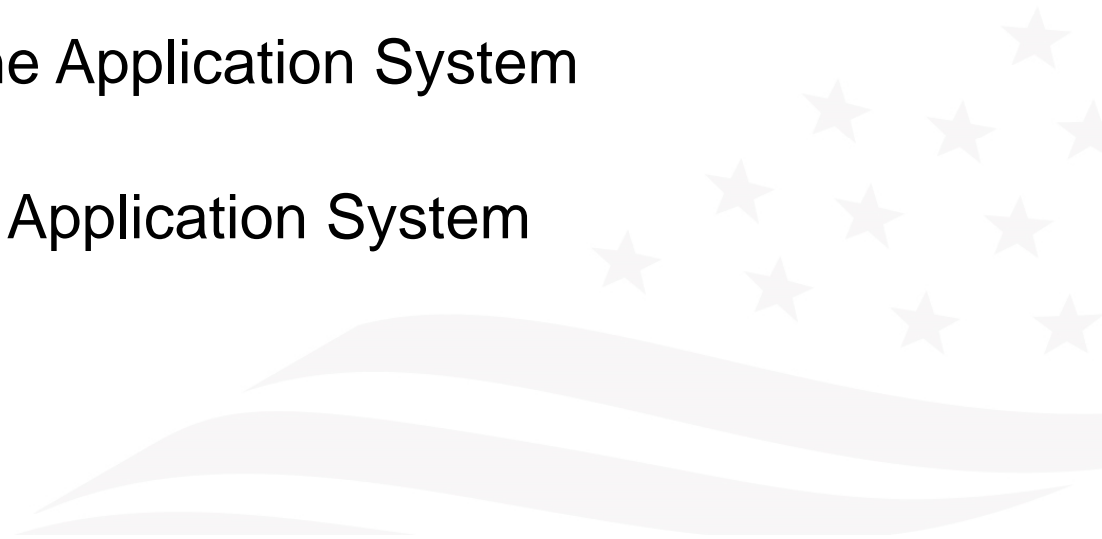


Enrollment Orientation



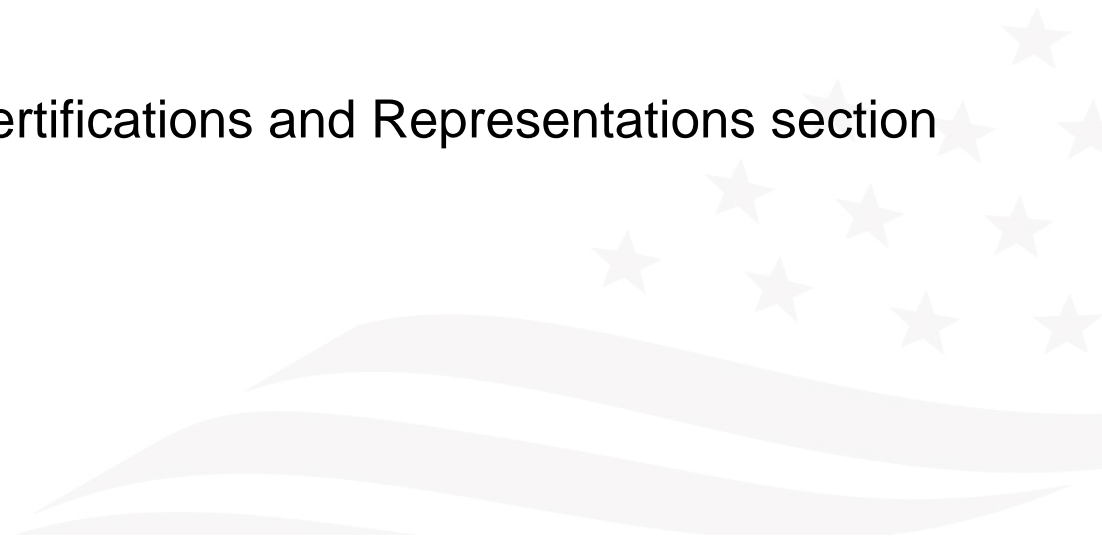
HBIP Enrollment

- Unique Entity Identifier (UEI)
- USDA Level 2 eAuthentication/Login.gov (Coming Soon!)
- Requesting access to the Online Application System
- Obtaining access to the Online Application System



HBIP Enrollment

- “Register Your Entity” with the System for Award Management (SAM) at www.sam.gov to obtain a Unique Entity Identifier (UEI) and expiration date.
 - Make sure you complete the Certifications and Representations section when registering your entity.



To Apply System for Award Management (SAM) Registration

An official website of the United States government [Here's how you know](#)

Entity Validation Processing Show Details
Jun 15, 2023

Planned Maintenance Schedule Show Details
Apr 3, 2022

Sign In

Home Search Data Bank Data Services Help

SAM.GOV Official U.S. Government Website 100% Free

The Official U.S. Government System for:

- Contract Opportunities
- Contract Data (Reports ONLY from fpds.gov)
- Wage Determinations
- Federal Hierarchy (Departments and Subtiers)
- Assistance Listings
- Entity Information (Entities, Disaster Response Registry, Exclusions, and Responsibility/Qualification (was fapiis.gov) **NEW**)
- Entity Reporting (SCR and Bio-Preferred Reporting)

Register Your Entity or Get a Unique Entity ID

Register your entity or get a Unique Entity ID to get started doing business with the federal government.

Get Started

Renew Entity

Check Entity Status

Already know what you want to find?

Select Domain... e.g. 1606N020Q02

Announcements Have Questions about SAM.gov?

Register Your Entity or Get a Unique Entity ID

Register your entity or get a Unique Entity ID to get started doing business with the federal government.

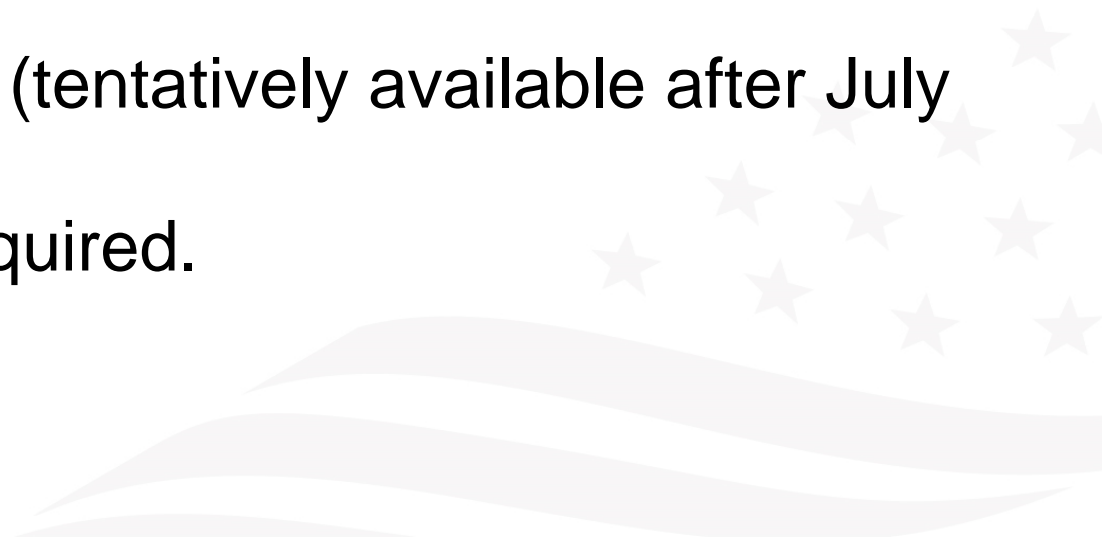
Get Started

Renew Entity

Check Entity Status

HBIP Enrollment

- Create a USDA eAuthentication Customer Account, <https://www.eauth.usda.gov>.
 - Level 2 (verified identity) access is required.
- Create a Login.gov Account (tentatively available after July 24, 2023), <https://login.gov/>.
 - Verified Identity will be required.




CJMRSOO Update with Login.gov info


Carpenter, Jeffrey M. - RD, Sta, 2023-06-09T18:41:14.410

To Apply

USDA eAuthentication

 An official website of the United States government [Here's how you know](#) ▾


USDA eAuthentication
U.S. DEPARTMENT OF AGRICULTURE



[HOME](#) | [CREATE ACCOUNT](#) | [MANAGE ACCOUNT](#) ▾ | [HELP](#) ▾

eAuth Home

Delivering easy to obtain, secure and private online access to USDA programs and services.




More Access with Fewer Passwords


USDA eAuthentication(eAuth) is the system used by USDA agencies to enable individual customers and employees to obtain accounts that will allow them to access USDA Web applications and services via the Internet.

A single eAuth account saves time and reduces the number of passwords for users by providing effortless access to multiple online resources, programs and benefits to view or conduct official business via the Internet with USDA. This includes submitting forms electronically, completing surveys online, and checking the status of USDA accounts.

To Apply

USDA eAuthentication

 **eAuthentication**
U.S. DEPARTMENT OF AGRICULTURE



HOME | CREATE ACCOUNT | **MANAGE ACCOUNT** ^ | HELP v

eAuth Home

Delivering easy to obtain, secure and private online access to USDA programs and services.

- Update Account
- Change Password
- Forgot Password
- Forgot User ID


More Access with Fewer Passwords

USDA eAuthentication(eAuth) is the system used by USDA agencies to enable individual customers and employees to obtain accounts that will allow them to access USDA Web applications and services via the Internet.


A single eAuth account saves time and reduces the number of passwords for users by providing effortless access to multiple online resources, programs and benefits to view or conduct official business via the Internet with USDA. This includes submitting forms electronically, completing surveys online, and checking the status of USDA accounts.

To Apply

USDA eAuthentication

 An official website of the United States government [Here's how you know](#) ▾

USDA eAuthentication
U.S. DEPARTMENT OF AGRICULTURE




HOME | CREATE ACCOUNT | MANAGE ACCOUNT ▾ | HELP ▾


Account Information ? Logout

Login Information

i Your User ID is [REDACTED]

Email address: [REDACTED]

Password: **** 

 Verified Identity

Personal Information

Name: [REDACTED]

Date of birth: [REDACTED]

To Apply

Login.gov

An official website of the United States government [Here's how you know](#) ▾

USDA eAuthentication
U.S. DEPARTMENT OF AGRICULTURE




eAuth

HOME | CREATE ACCOUNT | MANAGE ACCOUNT ▾ | HELP ▾

Login ?

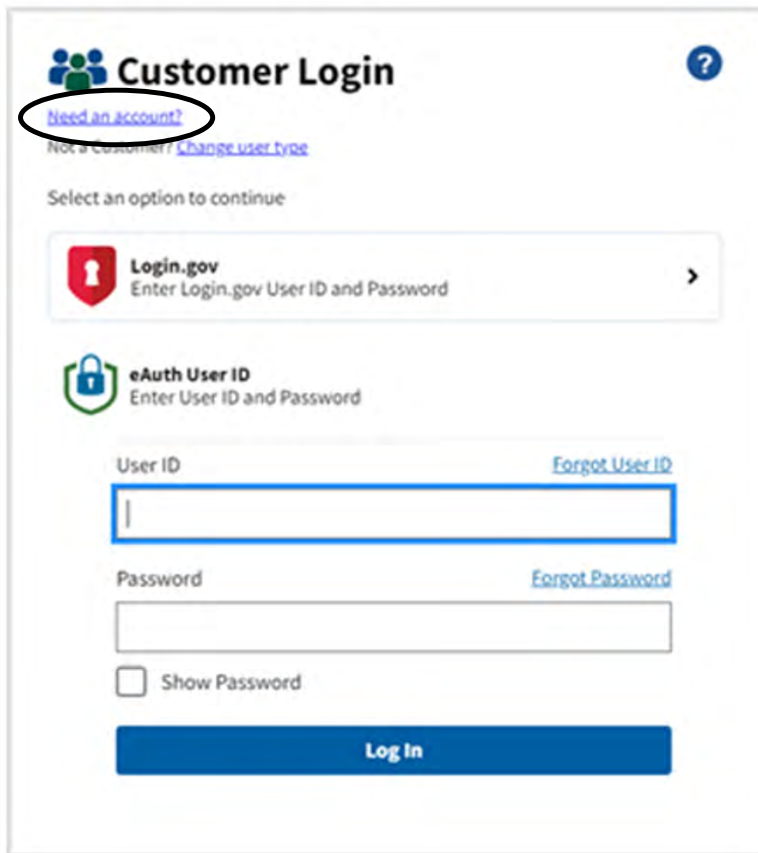
Select your user type to continue



Remember my user type

-  **Customer**
Public citizens conducting business with USDA Agencies >
-  **USDA Employee/Contractor**
Federal employees and contractors working for USDA >
-  **Other Federal Employee/Contractor**
Non-USDA federal agency employees and contractors >

To Apply


Login.gov




 **Customer Login** 

[Need an account?](#)
Not a Customer? [Change user type](#)

Select an option to continue

 **Login.gov**
Enter Login.gov User ID and Password >

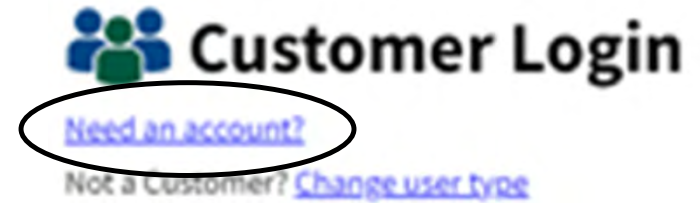
 **eAuth User ID**
Enter User ID and Password


User ID [Forgot User ID](#)

Password [Forgot Password](#)

Show Password

Log In



 **Customer Login**

[Need an account?](#)
Not a Customer? [Change user type](#)

Select an option to continue

To Apply *Login.gov*

An official website of the United States government [Here's how you know](#) ▾

Language ▾ Sign in with LOGIN.GOV

LOGIN.GOV

[What is Login.gov?](#) [Who uses Login.gov?](#) [Create an account](#) [Help center](#)

The public's one account for government.

Use one account and password for secure, private access to participating government agencies.

Login.gov is for you

Individuals

Use one account for secure, private access to participating government agencies.

[Learn about Login.gov >](#)

Agency partners

Protect your users' information with the highest standards of digital security and user experience. Login.gov handles software development, security operations, and customer support so you don't have to.

[Become a partner >](#)

Agency developers

Developer resources, real-time support and modern tools to help you implement and deploy your application with Login.gov

[See developer guide >](#)

LOGIN.GOV

[What is Login.gov?](#) [Who uses Login.gov?](#) [Create an account](#) [Help center](#)

To Apply

Login.gov

Link with Login.gov ?

Login.gov must be linked to an eAuth account to use it with USDA applications.

Use an existing eAuth account to link to my Login.gov account.

Continue without linking to an existing eAuth account.

Continue

Continue Link with Login.gov?

After linking, your Login.gov account must be used for all future access to USDA websites and applications.

No

Yes

To Apply

HBIIIP Online Access Request

Overview **To Apply** Other Requirements Contact Events

To apply for the Higher Blends Grant program, please review the online application checklist below to determine the important documents you will need. You must also submit your completed [HBIIIP Online Access Request](#) to HBIIIP@usda.gov to gain access to the online application system.

Important Documents

i Accessing Forms

If you are using Google Chrome, your browser settings may require you to first download the form and then open the form.

If an error message populates when opening these forms, please follow these steps to resolve the error:

1. Open your version of Adobe Acrobat Reader.
2. Go to the menu and click "Edit".
3. Next click "Preferences" and under the "Categories" drop down select "General".
4. Under the General, uncheck the option "show online storage when saving files" and then click the OK button.

- [Checklist for Online Application System](#)
- [System for Award Management](#)
- [USDA eAuthentication](#)
- [HBIIIP Online Access Request](#)



Request to Participate

HBIIP Online Access Request Company/Account and User Creation Request

Submit this completed document to HBIIP@usda.gov, ensuring that all Authorized Users have Level 2 USDA eAuthentication (verified identity) access prior to submission.

Request Type

1 Create Company Account only

2 Create User Account only

3 Create both Company Account and User Account (*New applicants)

4 Generate New Application and Add User Account (*Repeat applicants)

Company Information

Company Legal Name

Company Tax ID Number (TIN)

Unique Entity Identifier (UEI)

UEI Expiration Date

Applicant Type (Select One)

Authorized User Information

Last Name	First Name	Email	eAuth ID
1			
2			
3			
4			
5			
6			
7			
8			
9			
10			

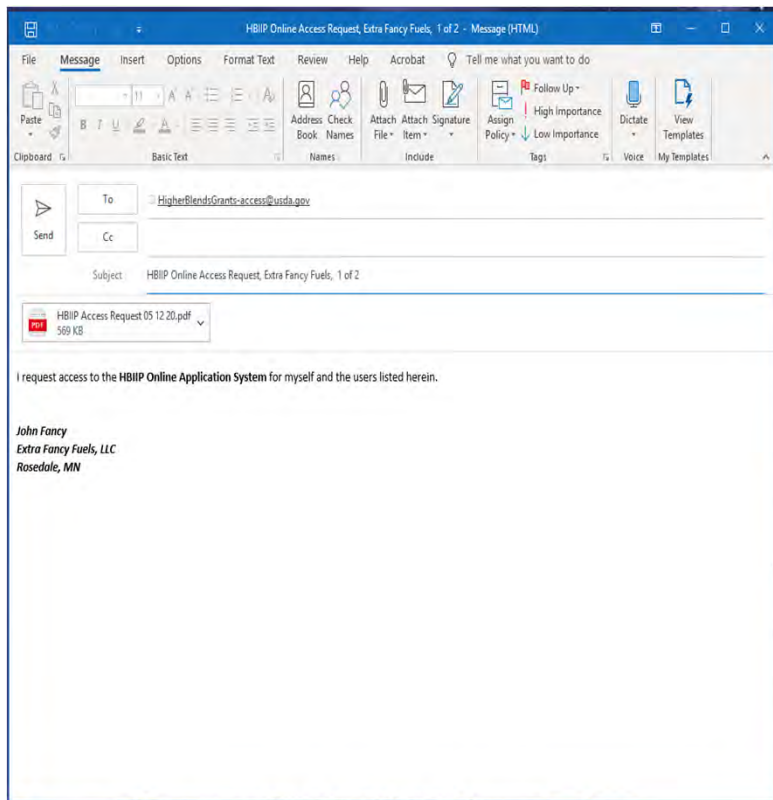
*If you are a repeat applicant and need to have Authorized Users removed from account access, please provide user names in a written request to HBIIP@usda.gov.

Please complete this authorization to allow access to the company account or attach an authorization allowing access to the account for users not affiliated with applicant entity. I, as a representative of the entity above, grant permission for the users listed in the Authorized User Information table to have access to our application.

Signature Date

- Select: Create both Company Account and User Account
- Company's Legal Name
- Company TIN
- Unique Entity Identifier (UEI)
- UEI Expiration Date
- Applicant Type (Select One):
 - Owner of 10 or fewer fueling stations
 - Owner of more than 10 fueling stations
 - Fleet facility (including rail/marine)
 - Fuel Distribution Facility
 - Home Heating Oil Distribution Facility
- Provide authorized user information
- Provide authorization

Request to Participate



To request access to *HBIP Online Application System*:

1. Send an Email attached with a **completed and encrypted HBIP Online Access Request** to, HBIP@usda.gov.
2. Send second email immediately with encryption password.

Please allow at least one week to process your request. If you do not receive a response after one week, please resubmit your request.

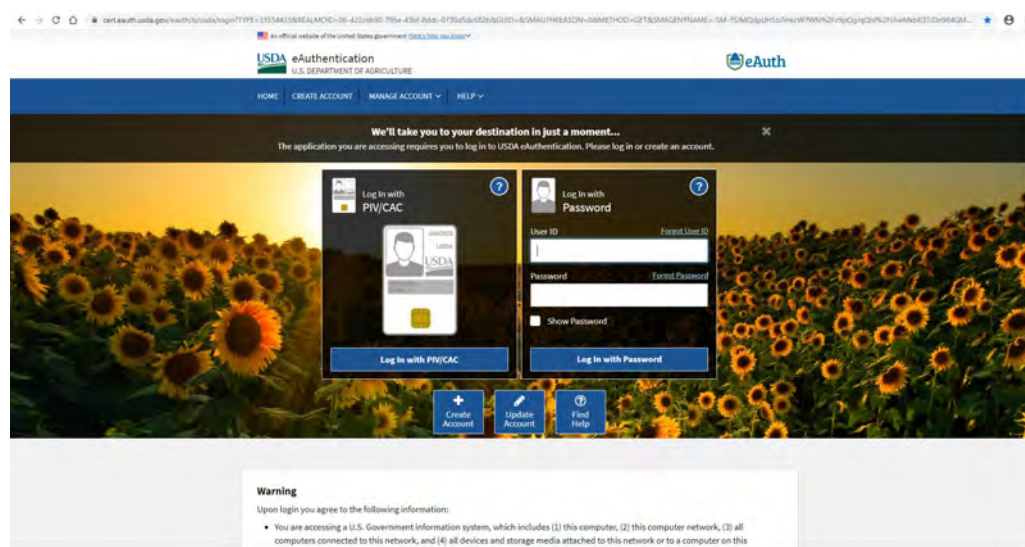
Obtaining access to the Online Application System

Upon approval, a Company's authorized/rightful users will each receive an email from HBIP@usda.gov, with

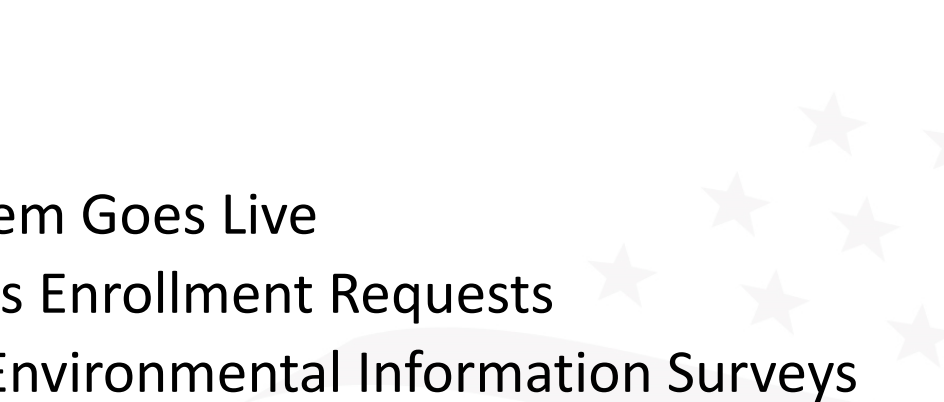
A URL and instructions to access the system.

Copy the URL and paste it into the address bar of a **Google Chrome** internet browser and hit enter.

Bookmark the URL for future use.



Important Dates

- June 28, 2023 - A ***Notice of Funding Opportunity*** (NOFO) published in the *Federal Register*
 - Announced Quarterly HBIIP Application Windows
 - Announced Changes to HBIIP
 - Beginning of Each Quarter
 - HBIIP Online Application System Goes Live
 - Begin Accepting Online Access Enrollment Requests
 - Begin Accepting Preliminary Environmental Information Surveys
- 

To Apply

Important Documents

Overview **To Apply** Other Requirements Contact Events

To apply for the Higher Blends Grant program, please review the online application checklist below to determine the important documents you will need. You must also submit your completed [HBIIIP Online Access Request](#) to HBIIIP@usda.gov to gain access to the online application system.

Important Documents

i Accessing Forms

If you are using Google Chrome, your browser settings may require you to first download the form and then open the form.

If an error message populates when opening these forms, please follow these steps to resolve the error:

1. Open your version of Adobe Acrobat Reader.
2. Go to the menu and click "Edit".
3. Next click "Preferences" and under the "Categories" drop down select "General".
4. Under the General, uncheck the option "show online storage when saving files" and then click the OK button.

- [Checklist for Online Application System](#)
- [System for Award Management](#)
- [USDA eAuthentication](#)
- [HBIIIP Online Access Request](#)



Online Application Instructions Guide



Higher Blends Infrastructure Incentive Program (HBIIP)

Online Grant Application Instruction Guide

United States Department of Agriculture
Rural Business-Cooperatitve Service

Revised – August 2022

Table of Contents

1. Introduction	5
2. Overview	5
2.1. Purpose	5
2.2. Assumptions	5
2.3. Additional Support	5
3. Preparing to Apply	5
3.1. What will you need	5
3.2. Internet Browser	6
3.3. Confidentiality	6
4. Indicating Intent to Participate & Requesting Access	7
4.1. Gather the information needed	7
4.2. Request to Participate	7
4.3. User Access Next Steps	7
5. Accessing the HBIIP Grant Application System	8
6. Navigating the HBIIP Grant Application System	8
6.1. Menu Options	8
6.2. Required Data	9
6.3. Saving Your Data	9
6.4. Application Tracking Progress	9
7. Completing the Application	10
7.1. Applicant Types	10
7.2. Company Information	11
7.2.1. Applicant Information	11
7.2.2. Company Contact Information	13
7.2.3. Company Authorized Representative Information	14
7.3. Application Information	16
7.3.1. Is Application Subject to Review by State Under Executive Order 12372? (Required)	16
7.4. Project Information	17
7.4.1. Proposed Project Start Date (Required)	17
7.4.2. Proposed Project End Date (Required)	17
7.4.3. Descriptive Title (Required)	17
7.5. Fueling Station Information	17
7.5.1. Creating a Fueling Station	17
7.5.2. Fueling Station Basic Information	20

Project Technical Report Guide

Higher Blends Infrastructure Incentive Program (HBIIP)

Project Technical Report

The technical requirements specified in this report apply to HBIIP Transportation Fueling Facility Projects and to HBIIP Fuel Distribution Facility Projects. This Report is to be submitted concurrently with the HBIIP Application.

Information to be included in an HBIIP Project Technical Report

- (a) **Applicant.** Provide detailed information about the applicant entity, including history, ownership and/or operator agreements, ownership structure (if applicable), marketing area, and service area.
- (b) **Scope of work.** Provide detailed information about the proposed project. This should include, but is not limited to:
 - i. *Information about each location (transportation fueling facility applicants, such as fueling stations, convenience stores, and fleet facilities).* This should include address, brief project description that identifies the major components (including whether existing equipment will be used and verification that newly installed equipment will be compatible with existing equipment), and images of the project location(s) with drawings indicating the location of existing equipment and where newly installed equipment will be located.

Preliminary Environmental Information Survey

U.S. DEPARTMENT OF AGRICULTURE RURAL DEVELOPMENT				
PRELIMINARY ENVIRONMENTAL INFORMATION SURVEY				
<p>The purpose of this document is to assist RD staff in collecting adequate information to determine what level of environmental review is necessary. Depending on the information provided, the Agency may request additional information. All answers need to be supported by appropriate documentation, check marks are not sufficient support. Potentially helpful links are provided in blue, these are not an exhaustive or comprehensive list of resources.</p>		<table border="1"> <tr> <td>Yes</td> <td>No</td> </tr> </table>	Yes	No
Yes	No			
1. APPLICANT NAME:				
2. ADDRESS: Physical location of the property (include legal description if farmland):				
3. MAP: Please provide an aerial map showing the building /lot/exact location for all project types, please indicate on map any potential trenching or other ground disturbance. Is map attached?		<table border="1"> <tr> <td><input type="checkbox"/></td> <td><input type="checkbox"/></td> </tr> </table>	<input type="checkbox"/>	<input type="checkbox"/>
<input type="checkbox"/>	<input type="checkbox"/>			
4. DETAILED PROJECT DESCRIPTION (Describe how proposed funds will be used. If project involves construction, whether interior or exterior or renovations, please describe in detail. For renewable energy systems such as solar panels be specific on type of system (fixed tilt, tracking, mounting & structure, i.e. ballasted, 3" pile driven, concrete, screws, etc.):				
5. SIZE OF THE PROJECT & SITE: Please indicate the size (acres) of your project and how the project will impact the site including roads, right of ways, utilities, or other impacts. Example: Renewable energy solar project should include sq. ft, linear ft, number of installed units/panels/buildings, and details regarding any trenching or ground disturbance to be completed.				
6. Will the project involve construction without any ground disturbance? (i.e. roof mounted solar)		<table border="1"> <tr> <td><input type="checkbox"/></td> <td><input type="checkbox"/></td> </tr> </table>	<input type="checkbox"/>	<input type="checkbox"/>
<input type="checkbox"/>	<input type="checkbox"/>			
6a. If no ground disturbance, please provide land use, land ownership, & description (i.e. industrial, residential, wooded, grasslands, etc.).				
6b. If ground disturbance is expected, provide descriptive info, including if the project site was previously disturbed (i.e. previous structure, excavation, cultivation).				



Questions



Important Dates

What's Next?

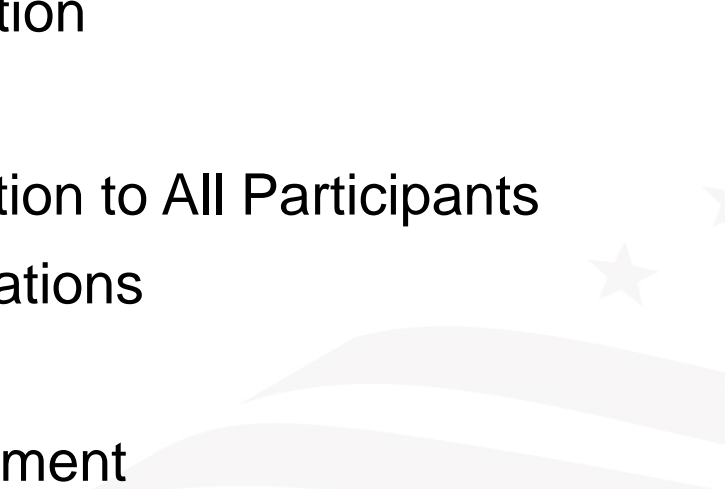


What's next?

- HBIIIP Application Windows – Closes at 4:30 pm Eastern on the final day of each quarter
 1. July 1, 2023 to September 30, 2023
 2. October 1, 2023 to December 31, 2023
 3. January 1, 2024 to March 31, 2024
 4. April 1, 2024 to June 30, 2024
 5. July 1, 2024 to September 30, 2024



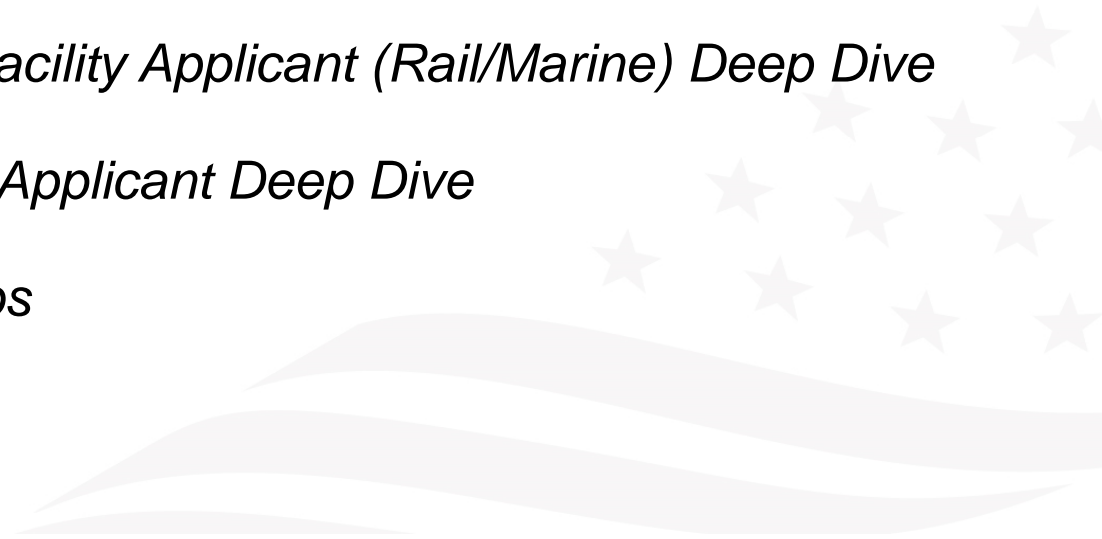
What's next? (Continued)

- Reviews – expected to take 90-180 days from the date an application window closes
 - Agency Review for Eligibility and Completeness
 - Evaluation Panel and Competition
 - Following Reviews
 - Selection, Written Communication to All Participants
 - Public Announcement of Obligations
 - Grant Agreement Execution
 - Project Completion/Reimbursement
- 

What's next?

Training

- Planned Training Webinars – See **Events** tab
 - *HBIIIP Environmental Review Process for Applicants*
 - *HBIIIP Transportation Fueling Facility Applicant Deep Dive*
 - *HBIIIP Transportation Fueling Facility Applicant (Rail/Marine) Deep Dive*
 - *HBIIIP Fuel Distribution Facility Applicant Deep Dive*
 - *HBIIIP Post Selection Next Steps*



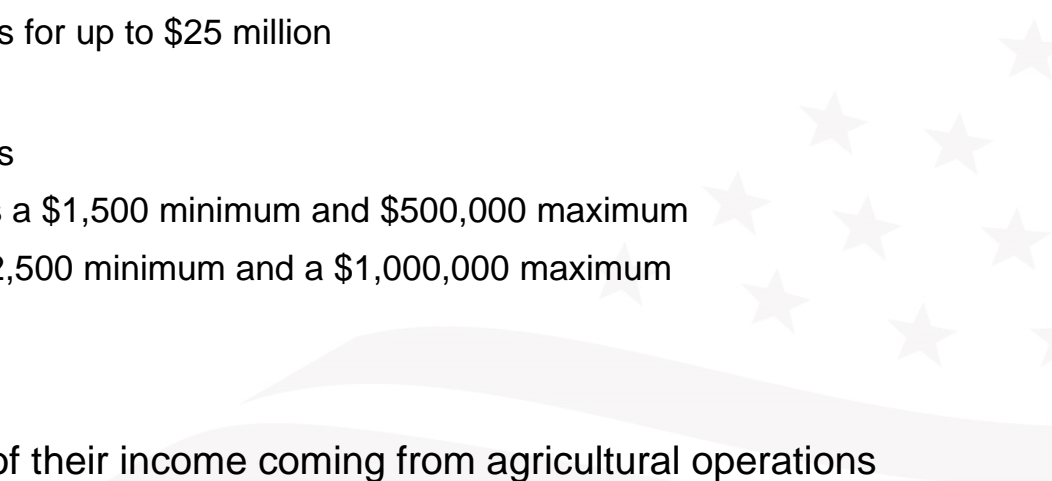
Questions



Additional Opportunities



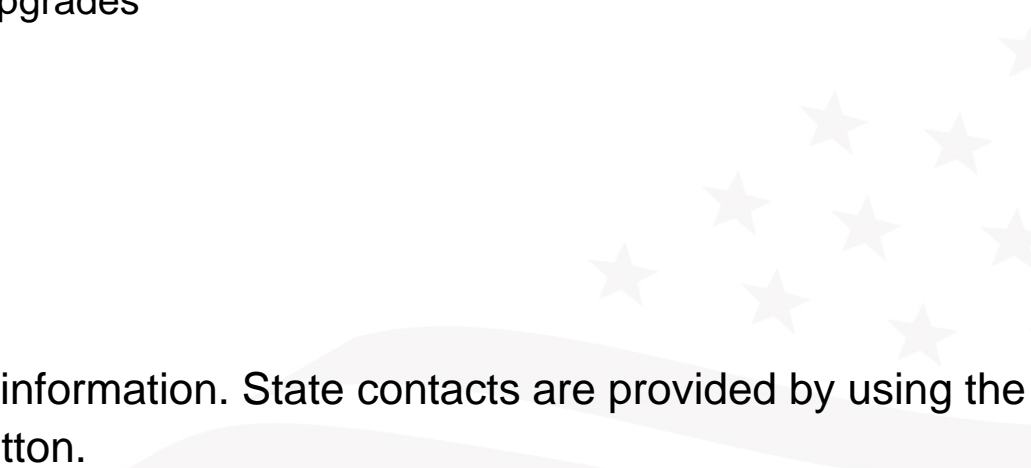
Additional Opportunities

- Rural Energy for America Program (REAP)
 - Provides financial assistance to agricultural producers and rural small businesses to make energy efficiency improvements or to install renewable energy systems
 - Types of funding
 - Guaranteed loans
 - Covers up to 75% of the eligible project costs for up to \$25 million
 - Grants
 - Covers up to 50% of the eligible project costs
 - For energy efficiency improvements, there is a \$1,500 minimum and \$500,000 maximum
 - For renewable energy systems, there is a \$2,500 minimum and a \$1,000,000 maximum
 - Eligible applicants
 - Small business is eligible rural areas
 - Agricultural producers with more than 50% of their income coming from agricultural operations
- 

Additional Opportunities (continued)

- Rural Energy for America Program (REAP) (continued)

Examples

- Energy Efficiency Improvements
 - Refrigeration/Freezer upgrades
 - Commercial kitchen, food prep equipment upgrades
 - Lighting upgrades
 - Heating and Ventilation (HVAC) systems
 - Renewable Energy Systems
 - Solar Array
 - Ethanol/Biodiesel Plant Retrofit
 - Visit <https://www.rd.usda.gov/reap> for more information. State contacts are provided by using the “Contact Your State Energy Coordinator” button.
- 

Additional Opportunities (continued)

- **Business & Industry (B&I) Guaranteed Loans**

- Provides financial assistance to rural businesses for things like business expansion, purchase of machinery and equipment, debt refinance, etc.
- Types of funding
 - Guaranteed loans for up to \$25 million
- Eligible applicants
 - Businesses located in rural areas (population of 50,000 or less)
- Contact your local USDA Rural Development Office by using the link below and selecting your state in the drop-down menu

<https://www.rd.usda.gov/programs-services/business-programs/business-industry-loan-guarantees>



Thank you!

Jeff Carpenter

HBIP@usda.gov

402-437-5554

A recording of this Webinar, “HBIP Overview and Enrollment Orientation” with Q&A Document will be made available at:

<https://www.rd.usda.gov/programs-services/higher-blends-infrastructure-incentive-program>

Under the **Events** tab